



HIGH ENERGY DESIGN

HED-8.2

HED-8.4

HED-10.2

HED-10.4

HED-12.2

HED-12.4

HED-15.2

HED-15.4

SUBWOOFERS

CERWIN-VEGA®



S P E C I F I C A T I O N S

	HED-8.2	HED-8.4	HED-10.2	HED-10.4	HED-12.2	HED-12.4	HED-15.2	HED-15.4
No. of Coils	2	2	2	2	2	2	2	2
Sensitivity (25V@1m)	88.93 dB	91 dB	91 dB	89 dB	91 dB	89 dB	92 dB	90 dB
Power Handling RMS	200 Watts	200 Watts	200 Watts	200 Watts	300 Watts	300 Watts	300 Watts	300 Watts
Nominal Impedance	2 ohms / coil	2 ohms / coil	2 ohms / coil	4 ohms / coil	2 ohms / coil	4 ohms / coil	2 ohms / coil	4 ohms / coil
Voice Coil Dia.	1 1/2"	1 1/2"	1 1/2"	1 1/2"	2"	2"	2"	2"
Mounting Dia.	7.516" / 185.5 mm	7.516" / 185.5 mm	9" / 228 mm	9" / 228 mm	11 1/8" / 281 mm	11 1/8" / 281 mm	13 1/8" / 350 mm	13 1/8" / 350 mm
Mounting Depth	5" / 127 mm	5" / 127 mm	5.5/6" / 143 mm	5.9/8" / 143 mm	6 1/2" / 165 mm	6 1/2" / 165 mm	7 1/2" / 190.5 mm	7 1/2" / 190.5 mm
Spkr. Displacement	0.042 lbs / 1.2 liters	0.042 lbs / 1.2 liters	0.059 lb / 1.7 liters	0.059 lb / 1.7 liters	0.094 lb / 2.7 liters	0.094 lb / 2.7 liters	0.15 lb / 4.1 liters	0.15 lb / 4.1 liters
Fs	32 Hz	35 Hz	25 Hz	25 Hz	26 Hz	28 Hz	22 Hz	23 Hz
Qts	0.480	0.623	0.612	0.671	0.5	0.56	0.63	0.71
Qms	4.800	6.535	12.638	13.27	4.8	4.8	4.8	4.80
Qes	0.52	0.89	0.645	0.74	0.56	0.64	0.73	0.84
Vas	.88 ft ³ / 25 liters	.88 ft ³ / 25 liters	1.36 ft ³ / 56.8 liters	1.36 ft ³ / 56.8 liters	3.65 ft ³ / 103 liters	3.7 ft ³ / 105 liters	8.9 ft ³ / 253 liters	8.9 ft ³ / 253 liters
Xmax	+/- 0.48" / 12 mm	+/- 0.48" / 12 mm	+/- 0.48" / 12 mm	+/- 0.48" / 12 mm	+/- 0.48" / 12 mm	+/- 0.64" / 16 mm	+/- 0.70" / 18 mm	+/- 0.70" / 18 mm
Rvc	1.8 ohms	3.9 ohms / coil	1.9 ohms	3.9 ohms/coil	1.9 ohms	3.9 ohms/coil	1.7 ohms	3.9 ohms/coil
Sealed Box Total Box Volume (Filled with dextrin)*	0.35 ft ³ / 9.9 liters	0.35 ft ³ / 9.9 liters	0.7 ft ³ / 19.8 liters	0.7 ft ³ / 19.8 liters	1.0 ft ³ / 28.3 liters	1.0 ft ³ / 28.3 liters	1.9 ft ³ / 54 liters	1.9 ft ³ / 54 liters
Total Box Volume (Unfilled)**	0.5 ft ³ / 14.2 liters	0.5 ft ³ / 14.2 liters	1.0 ft ³ / 28.3 liters	1.0 ft ³ / 28.3 liters	1.2 ft ³ / 34 liters	1.2 ft ³ / 34 liters	3.0 ft ³ / 85.0 liters	3.0 ft ³ / 85.0 liters
Tuning Frequency	38 Hz	38 Hz	42 Hz	42 Hz	38 Hz	38 Hz	33 Hz	33 Hz

Safety Instructions - Read all safety and operating instructions before operating the product. Retain all safety and operating instructions for future reference. Read all warnings on the product and in the operating instructions. Follow all operating and use instructions.

Hearing Damage Warning - Continuous, excessive exposure to sound pressure levels in excess of 85 dB may cause hearing loss. Cerwin-Vega speaker systems are capable of producing sound pressure levels greater than 85 dB.

Consignes de sécurité - Prendre connaissance de toutes les consignes de sécurité et d'emploi avant de se servir de l'appareil. Conserver toutes les consignes de sécurité et d'emploi afin de pouvoir s'y référer à l'avenir. Prendre connaissance de tous les avertissements et avis figurant sur l'appareil et dans les instructions d'emploi. Suivre toutes les consignes de sécurité et d'emploi.

Avertissement sur les risques de lésion auditive - L'exposition continue et excessive à des niveaux de pression sonore dépassant 85 db peut entraîner une perte auditive. Les systèmes de haut-parleurs Cerwin-Vega peuvent générer des niveaux de pression sonore supérieurs à 85 db.

Sicherheitshinweise - Alle Sicherheitshinweise und die Bedienungsanleitung vor Inbetriebnahme des Produkts lesen. Alle Sicherheitshinweise und die Bedienungsanleitung zu Nachschlagezwecken aufbewahren. Alle Warnungen auf dem Produkt und in der Bedienungsanleitung lesen. Alle Anweisungen zum Gebrauch befolgen.

Hörschutzwarnung - Andauernde, übermäßige Einwirkung von Schallpegeln über 85 dB kann zu Gehörschäden führen. Lautsprecheranlagen von Cerwin-Vega können Schallpegel über 85 dB erzeugen.

Istruzioni per la sicurezza - Leggere tutte le istruzioni per l'uso e la sicurezza prima di mettere in funzione il prodotto. Conservare tutte le istruzioni per l'uso e la sicurezza per consultazione futura. Leggere tutte le avvertenze applicate sul prodotto e riportate nelle istruzioni per l'uso. Seguire tutte le istruzioni operative e per l'uso.

Pericolo di danni all'udito - L'esposizione continuata ed eccessiva a livelli acustici superiori a 85 dB può causare la perdita dell'udito. I sistemi di diffusori Cerwin-Vega sono in grado di generare livelli acustici superiori a 85 dB.

Instrucciones de seguridad - Lea todas las instrucciones de seguridad y de funcionamiento antes de utilizar el producto. Guarde todas las instrucciones de seguridad y de funcionamiento para poderlas consultar en el futuro. Lea todas las advertencias que están en el producto y en las instrucciones de funcionamiento. Siga todas las instrucciones de funcionamiento y de uso.

Advertencia sobre lesiones al oído - La exposición continua y excesiva a niveles de presión de sonido superiores a 85 dB podría causar la pérdida de la audición. Los sistemas Cerwin-Vega para pueden producir niveles de presión de sonido superiores a 85 dB.

Calculating Box Volume:

Measure the dimensions and use the following formula.

- *Para calcular el volumen sólo se han de medir las dimensiones y aplicar la fórmula.*
- On calcule le volume en mesurant la dimension de chaque côté et en utilisant la formule suivante.
- *Zur Volumen-Berechnung benötigen sie die genauen Maße und Dimensionen.*
- Calcolare il volume è essenzialmente solo un problema di misurazione delle dimensioni della cassa e di applicazione della formula.

$$(W^3 \times H^3 \times D^3) \div 1728 = \text{cu. ft.} \\ \text{or } (H \times W \times D \text{ cm}) \times .001 = \text{liters}$$

When you know the required volume and two dimensions of the box, use the following formula to calculate the third dimension.

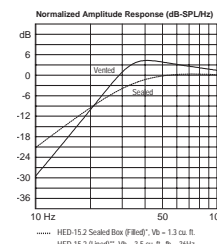
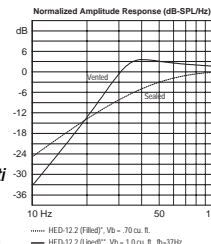
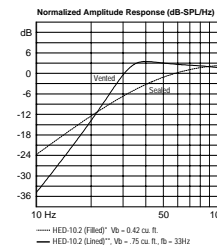
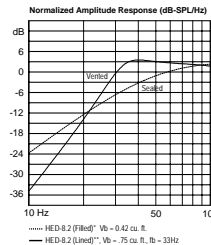
- *Lorsque vous connaissez le volume requis et deux des dimensions du boîtier, calculez la troisième dimension à l'aide de la formule suivante.*
- Wenn Ihnen das erforderliche Volumen und zwei Boxenabmessungen bekannt sind, können Sie die dritte Abmessung mit der folgenden Formel errechnen.
- *Quando si conosce il volume necessario e le due dimensioni della cassa, usare la formula seguente per calcolare la terza dimensione.*
- Cuando sepa el volumen requerido y las dos dimensiones de la caja, use la siguiente fórmula para calcular la tercera dimensión.

$$(\text{cu. in.}) \div (W^3 \times H^3) = \text{Depth}^3 \quad \text{or} \quad (\text{cu. cm}) \div (W \times H \text{ cm}) = \text{Depth cm}$$

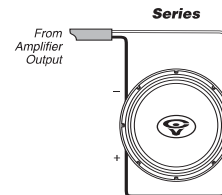
*Filled Enclosures – Whenever possible, and when a smaller total box volume is desired, we recommend loosely filling the enclosure with Dacron or fiberglass insulation. By doing so, the volume of the box may be reduced 20 – 30% yielding the same damping (Qtc) performance characteristics as the larger “unfilled” enclosure. The entire enclosure should be “loosely” filled up to the magnet structure of the subwoofer. DO NOT PACK the enclosure or place the filling such that it obstructs the movement of the cone as this can negate the positive effects of the filling.

**Unfilled Enclosures - For applications such as Plexiglas enclosures where the interior of the box will be visible in the installation, the optimum “unfilled” box volumes have been provided for your convenience. Please note these types of applications will require a slightly larger total volume than the “filled” enclosures.

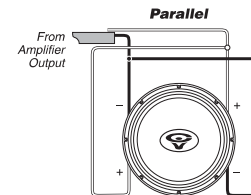
Response Curves in Recommended Sealed Enclosures



Wiring Diagrams



DVC 2 ohm: Net 4 ohm load
DVC 4 ohm: Net 8 ohm load



DVC 2 ohm: Net 1 ohm load
DVC 4 ohm: Net 2 ohm load